

SOT223 N-CHANNEL ENHANCEMENT MODE VERTICAL DMOS FET

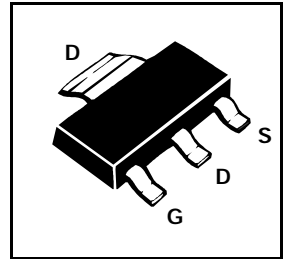
ZVN2106G

ISSUE 3 – NOVEMBER 1995

FEATURES

- * 60 Volt V_{DS}
- * $R_{DS(on)}=2\Omega$

COMPLEMENTARY TYPE - ZVP2106G
PARTMARKING DETAIL - ZVN2106



ABSOLUTE MAXIMUM RATINGS.

PARAMETER	SYMBOL	VALUE	UNIT
Drain-Source Voltage	V_{DS}	60	V
Continuous Drain Current at $T_{amb}=25^{\circ}C$	I_D	710	mA
Pulsed Drain Current	I_{DM}	8	A
Gate Source Voltage	V_{GS}	± 20	V
Power Dissipation at $T_{amb}=25^{\circ}C$	P_{tot}	2.0	W
Operating and Storage Temperature Range	$T_j:T_{stg}$	-55 to +150	$^{\circ}C$

ELECTRICAL CHARACTERISTICS (at $T_{amb} = 25^{\circ}C$ unless otherwise stated).

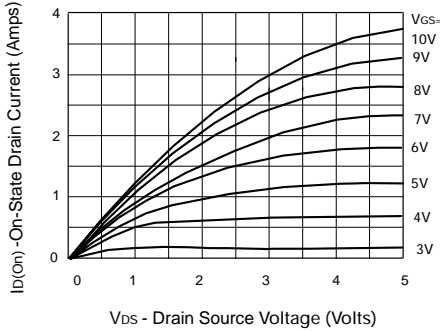
PARAMETER	SYMBOL	MIN.	MAX.	UNIT	CONDITIONS.
Drain-Source Breakdown Voltage	BV_{DSS}	60		V	$I_D=1mA, V_{GS}=0V$
Gate-Source Threshold Voltage	$V_{GS(th)}$	0.8	2.4	V	$I_D=1mA, V_{DS}=V_{GS}$
Gate-Body Leakage	I_{GSS}		20	nA	$V_{GS}=\pm 20V, V_{DS}=0V$
Zero Gate Voltage Drain Current	I_{DSS}		500 100	nA μA	$V_{DS}=60V, V_{GS}=0$ $V_{DS}=48V, V_{GS}=0V,$ $T=125^{\circ}C(2)$
On-State Drain Current (1)	$I_{D(on)}$	2		A	$V_{DS}=18V, V_{GS}=10V$
Static Drain-Source On-State Resistance (1)	$R_{DS(on)}$		2	Ω	$V_{GS}=10V, I_D=1A$
Forward Transconductance (1)(2)	g_{fs}	300		mS	$V_{DS}=18V, I_D=1A$
Input Capacitance (2)	C_{iss}		75	pF	$V_{DS}=18V, V_{GS}=0V, f=1MHz$
Common Source Output Capacitance (2)	C_{oss}		45	pF	
Reverse Transfer Capacitance(2)	C_{rss}		20	pF	
Turn-On Delay Time (2)(3)	$t_{d(on)}$		7	ns	$V_{DD}\approx 18V, I_D=1A$
Rise Time (2)(3)	t_r		8	ns	
Turn-Off Delay Time (2)(3)	$t_{d(off)}$		12	ns	
Fall Time (2)(3)	t_f		15	ns	

(1) Measured under pulsed conditions. Width=300 μs . Duty cycle $\leq 2\%$ (2) Sample test.

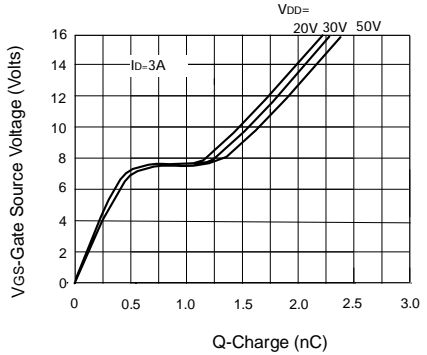
(3) Switching times measured with 50 Ω source impedance and <5ns rise time on a pulse generator
Spice parameter data is available upon request for this device

ZVN2106G

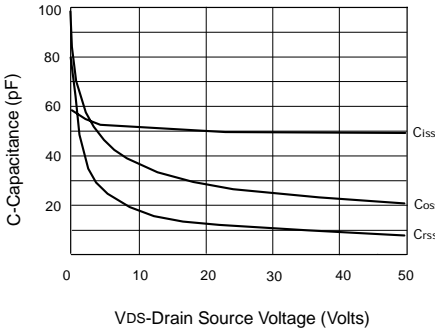
TYPICAL CHARACTERISTICS



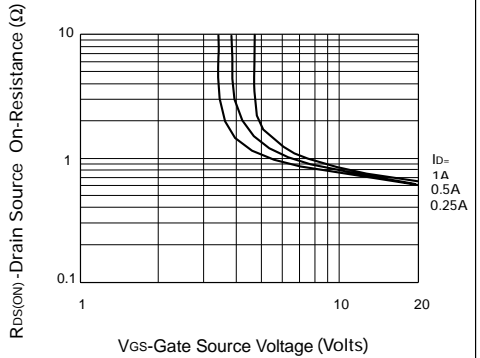
Saturation Characteristics



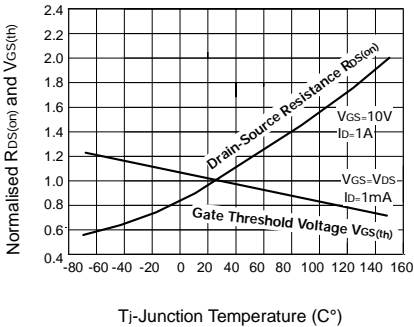
Gate charge v gate-source voltage



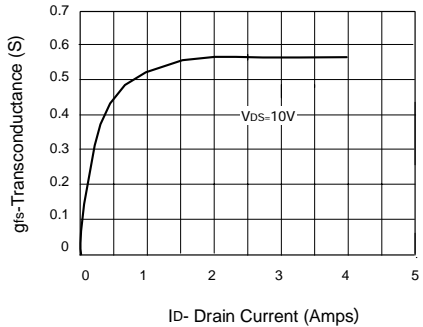
Capacitance v drain-source voltage



On-resistance v gate-source voltage



Normalised $R_{DS(on)}$ and $V_{GS(th)}$ v Temperature



Transconductance v drain current

This datasheet has been download from:

www.datasheetcatalog.com

Datasheets for electronics components.