


SKM 75GB176D



SEMITRANS® 2

Trench IGBT Modules


SKM 75GB176D

Features

- Homogeneous Si
- Trench = Trenchgate technology
- $V_{CE(sat)}$ with positive temperature coefficient
- High short circuit capability, self limiting to $6 \times I_C$

Typical Applications

- AC inverter drives mains 575 - 750 V AC
- Public transport (auxiliary syst.)



GB

Absolute Maximum Ratings		$T_{case} = 25^\circ\text{C}$, unless otherwise specified		
Symbol	Conditions	Values	Units	
IGBT				
V_{CES}	$T_j = 25^\circ\text{C}$	1700	V	
I_C	$T_j = 150^\circ\text{C}$	$T_c = 25^\circ\text{C}$	80	A
		$T_c = 80^\circ\text{C}$	55	A
I_{CRM}	$I_{CRM} = 2 \times I_{Cnom}$	100	A	
V_{GES}		± 20	V	
t_{psc}	$V_{CC} = 1200\text{ V}; V_{GE} \leq 20\text{ V}; T_j = 125^\circ\text{C}$ $V_{CES} < 1700\text{ V}$	10	μs	
Inverse Diode				
I_F	$T_j = 150^\circ\text{C}$	$T_c = 25^\circ\text{C}$	80	A
		$T_c = 80^\circ\text{C}$	55	A
I_{FRM}	$I_{FRM} = 2 \times I_{Fnom}$	100	A	
I_{FSM}	$t_p = 10\text{ ms}; \text{sin.}$	$T_j = 150^\circ\text{C}$	550	A
Module				
$I_{t(RMS)}$		200	A	
T_{vj}		-40 ... +150	$^\circ\text{C}$	
T_{stg}		-40 ... +125	$^\circ\text{C}$	
V_{isol}	AC, 1 min.	4000	V	

Characteristics		$T_{case} = 25^\circ\text{C}$, unless otherwise specified			
Symbol	Conditions	min.	typ.	max.	Units
IGBT					
$V_{GE(th)}$	$V_{GE} = V_{CE}, I_C = 2\text{ mA}$	5,2	5,8	6,4	V
I_{CES}	$V_{GE} = 0\text{ V}, V_{CE} = V_{CES}$		0,1	0,3	mA
V_{CE0}		$T_j = 25^\circ\text{C}$	1	1,2	V
		$T_j = 125^\circ\text{C}$	0,9	1,1	V
r_{CE}	$V_{GE} = 15\text{ V}$	$T_j = 25^\circ\text{C}$	20	25	m Ω
		$T_j = 125^\circ\text{C}$	31	36	m Ω
$V_{CE(sat)}$	$I_{Cnom} = 50\text{ A}, V_{GE} = 15\text{ V}$	$T_j = 25^\circ\text{C}_{chiplev.}$	2	2,45	V
		$T_j = 125^\circ\text{C}_{chiplev.}$	2,45	2,9	V
C_{res}	$V_{CE} = 25, V_{GE} = 0\text{ V}$	$f = 1\text{ MHz}$	4,3		nF
C_{oes}			0,18		nF
C_{res}			0,15		nF
Q_G	$V_{GE} = -8\text{V}...+15\text{V}$		410		nC
R_{Gint}	$T_j = 25^\circ\text{C}$		9,5		Ω
$t_{d(on)}$	$R_{Gon} = 6,2\ \Omega$ $di/dt = 1680\text{ A}/\mu\text{s}$	$V_{CC} = 1200\text{V}$ $I_C = 50\text{A}$	210		ns
t_r			30		ns
E_{on}			25		mJ
$t_{d(off)}$	$R_{Goff} = 6,2\ \Omega$ $di/dt = 320\text{ A}/\mu\text{s}$	$T_j = 125^\circ\text{C}$ $V_{GE} = \pm 15\text{V}$	590		ns
t_f			135		ns
E_{off}			18		mJ
$R_{th(j-c)}$	per IGBT			0,38	K/W



SEMITRANS® 2

Trench IGBT Modules

SKM 75GB176D

Features

- Homogeneous Si
- Trench = Trenchgate technology
- $V_{CE(sat)}$ with positive temperature coefficient
- High short circuit capability, self limiting to $6 \times I_C$

Typical Applications

- AC inverter drives mains 575 - 750 V AC
- Public transport (auxiliary syst.)



GB

Characteristics			min.	typ.	max.	Units
Inverse Diode						
$V_F = V_{EC}$	$I_{Fnom} = 50 \text{ A}; V_{GE} = 0 \text{ V}$	$T_j = 25 \text{ }^\circ\text{C}_{chiplev.}$		1,7	1,9	V
		$T_j = 125 \text{ }^\circ\text{C}_{chiplev.}$		1,8	2	V
V_{F0}		$T_j = 25 \text{ }^\circ\text{C}$		1,1	1,3	V
		$T_j = 125 \text{ }^\circ\text{C}$		0,9	1,1	V
r_F		$T_j = 25 \text{ }^\circ\text{C}$		12	12	mΩ
		$T_j = 125 \text{ }^\circ\text{C}$		18	18	mΩ
I_{RRM}	$I_F = 50 \text{ A}$	$T_j = 125 \text{ }^\circ\text{C}$		52		A
Q_{rr}	$di/dt = 1320 \text{ A}/\mu\text{s}$			20		μC
E_{rr}	$V_{GE} = -15 \text{ V}; V_{CC} = 1200 \text{ V}$			14,5		mJ
$R_{th(j-c)D}$	per diode				0,55	K/W
Module						
L_{CE}					30	nH
$R_{CC'+EE'}$	res., terminal-chip	$T_{case} = 25 \text{ }^\circ\text{C}$		0,75		mΩ
		$T_{case} = 125 \text{ }^\circ\text{C}$		1		mΩ
$R_{th(c-s)}$	per module				0,05	K/W
M_s	to heat sink M6		3		5	Nm
M_t	to terminals M5		2,5		5	Nm
w					160	g

This is an electrostatic discharge sensitive device (ESDS), international standard IEC 60747-1, Chapter IX.

This technical information specifies semiconductor devices but promises no characteristics. No warranty or guarantee expressed or implied is made regarding delivery, performance or suitability.

SKM 75GB176D



SEMITRANS® 2

Trench IGBT Modules

SKM 75GB176D

Features

- Homogeneous Si
- Trench = Trenchgate technology
- $V_{CE(sat)}$ with positive temperature coefficient
- High short circuit capability, self limiting to $6 \times I_C$

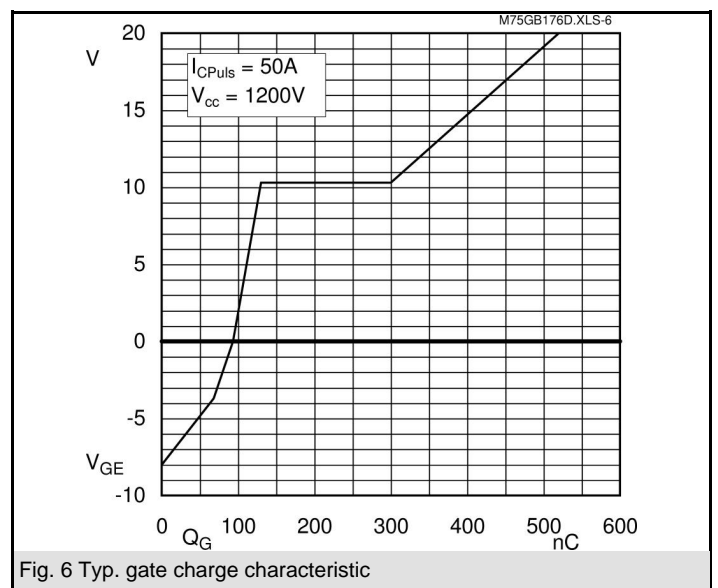
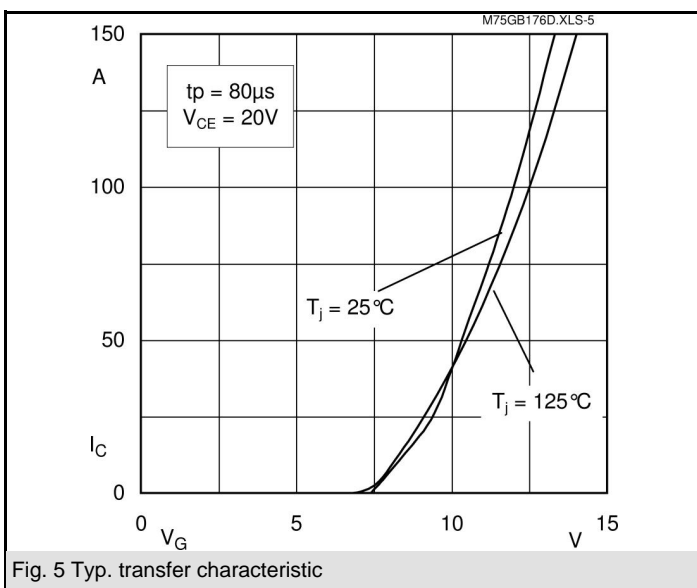
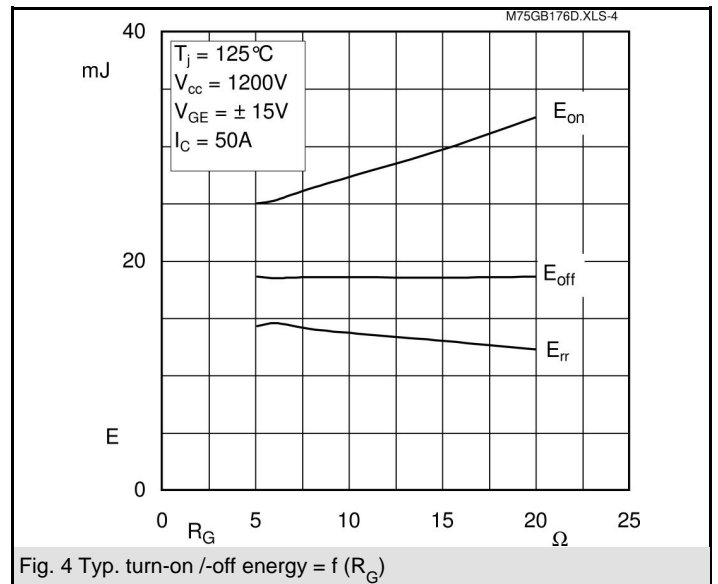
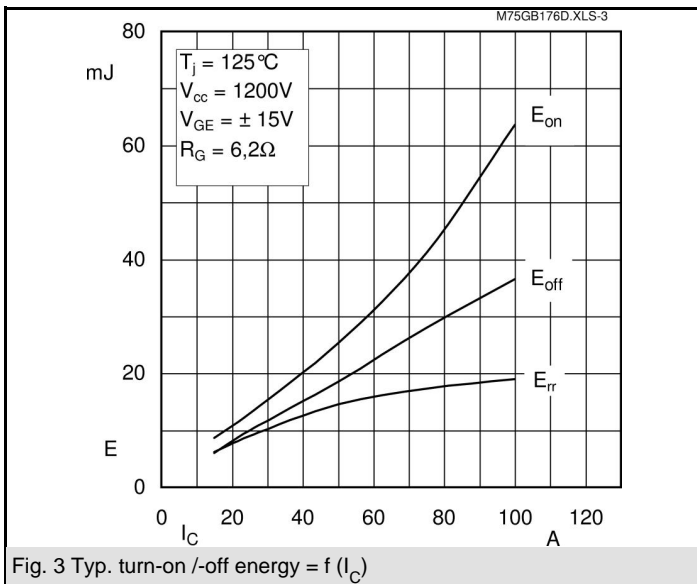
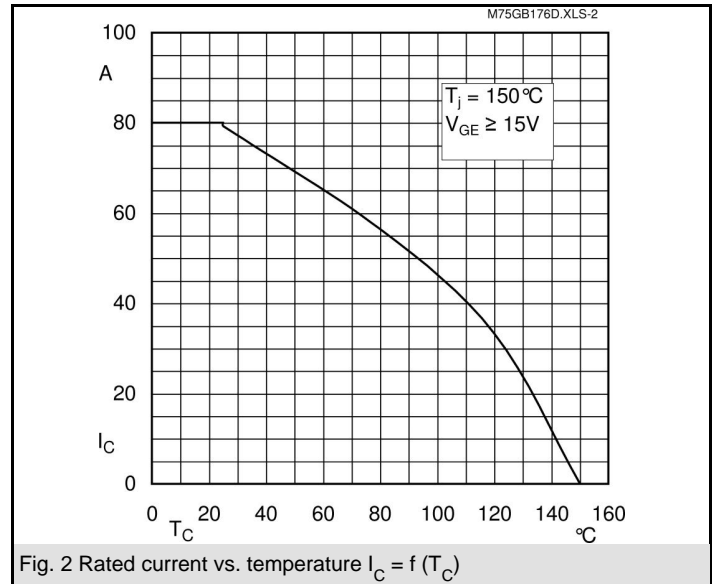
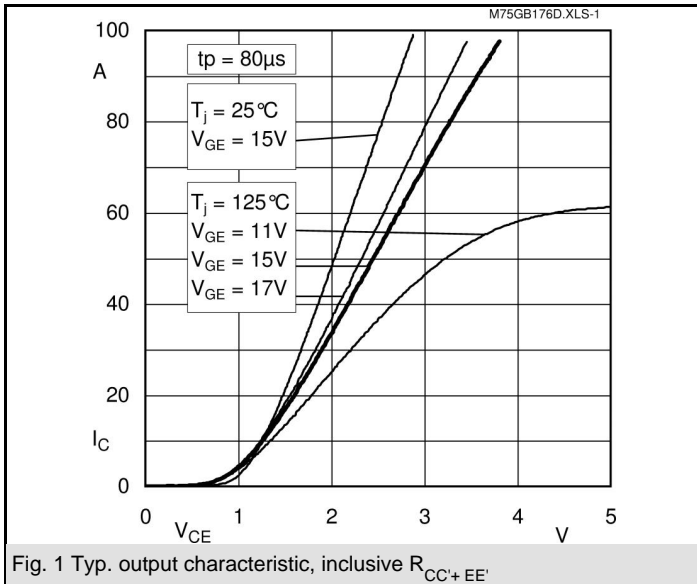
Typical Applications

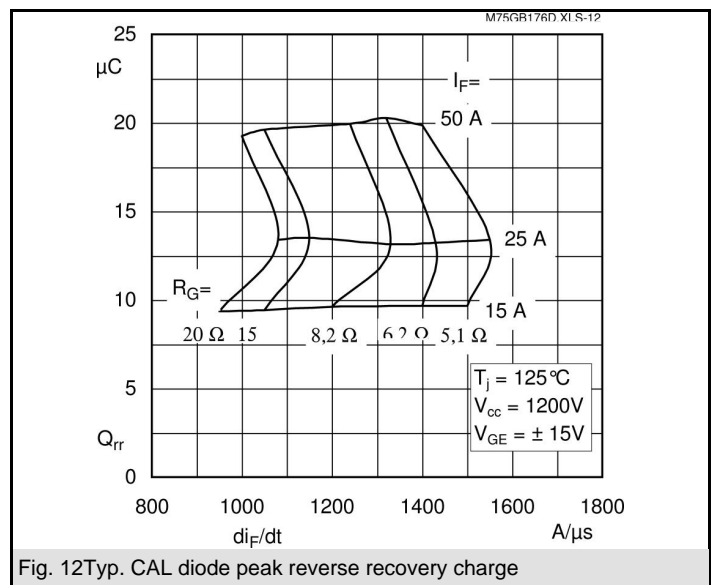
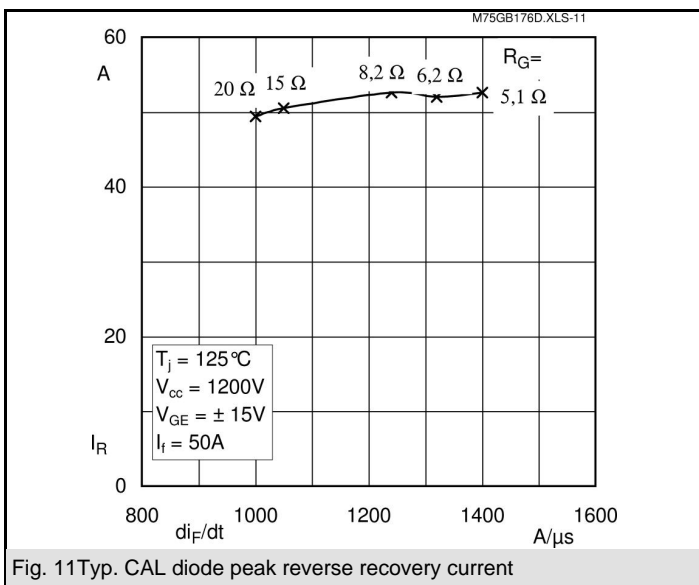
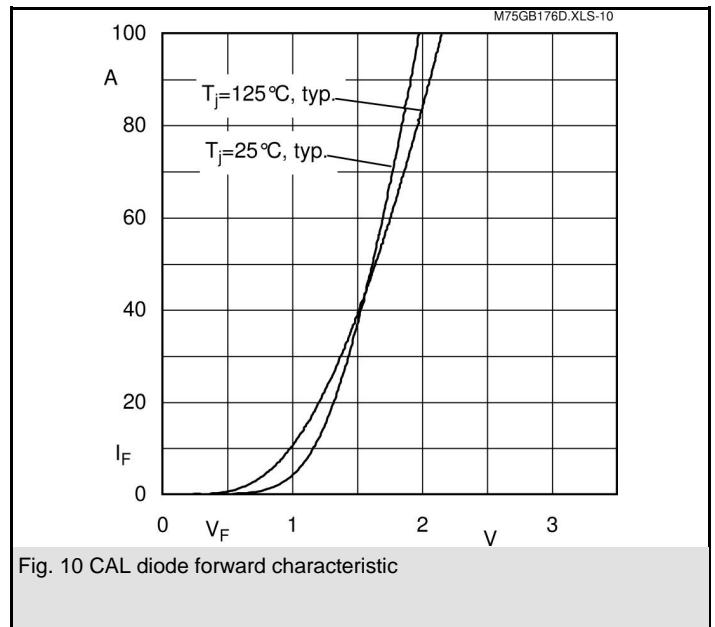
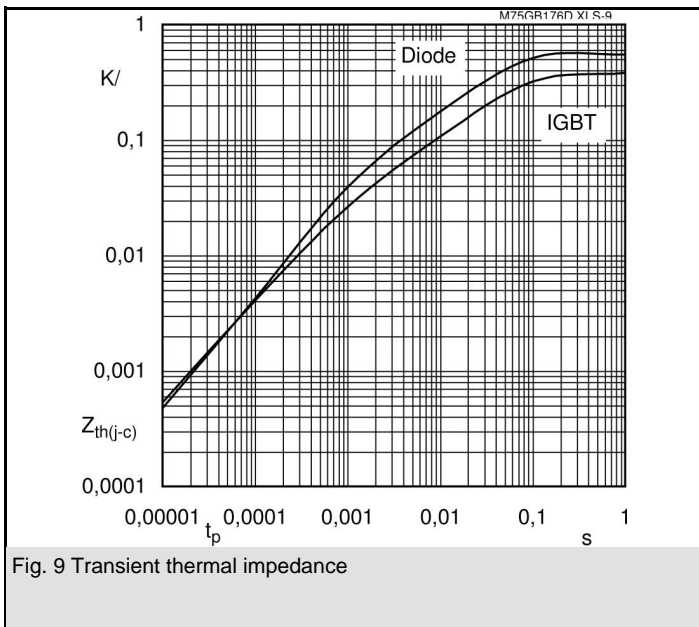
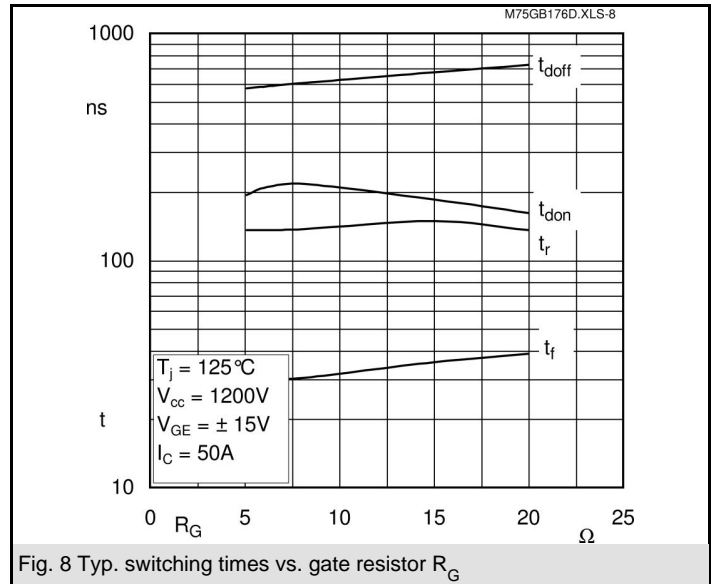
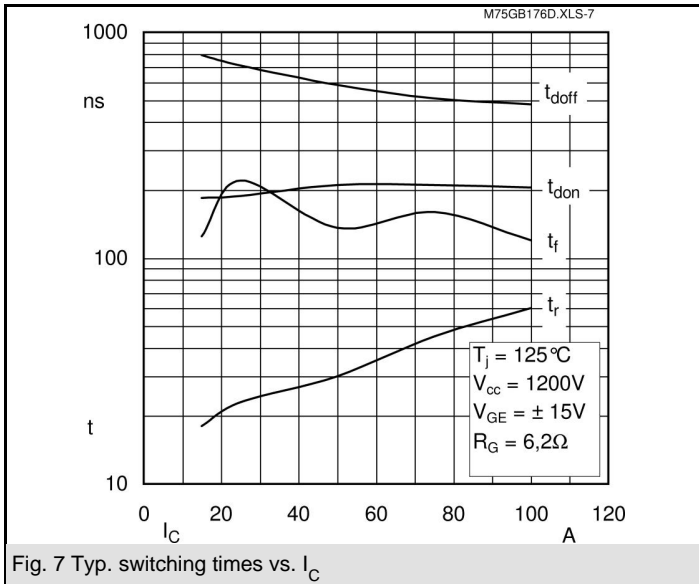
- AC inverter drives mains 575 - 750 V AC
- Public transport (auxiliary syst.)

Z_{th}		Conditions	Values	Units
Symbol				
$Z_{th(j-c)I}$				
R_f	$i = 1$		270	mk/W
R_f	$i = 2$		85	mk/W
R_f	$i = 3$		21	mk/W
R_f	$i = 4$		4	mk/W
τ_{u_i}	$i = 1$		0,0393	s
τ_{u_i}	$i = 2$		0,0786	s
τ_{u_i}	$i = 3$		0,0014	s
τ_{u_i}	$i = 4$		0,0002	s
Symbol				
$Z_{th(j-c)D}$				
R_f	$i = 1$		360	mk/W
R_f	$i = 2$		150	mk/W
R_f	$i = 3$		36	mk/W
R_f	$i = 4$		4	mk/W
τ_{u_i}	$i = 1$		0,0262	s
τ_{u_i}	$i = 2$		0,0417	s
τ_{u_i}	$i = 3$		0,0012	s
τ_{u_i}	$i = 4$		0,001	s



GB





SKM 75GB176D

UL Regognized

CASED61

File no. E 63 532



Case D 61



GB

Case D 61