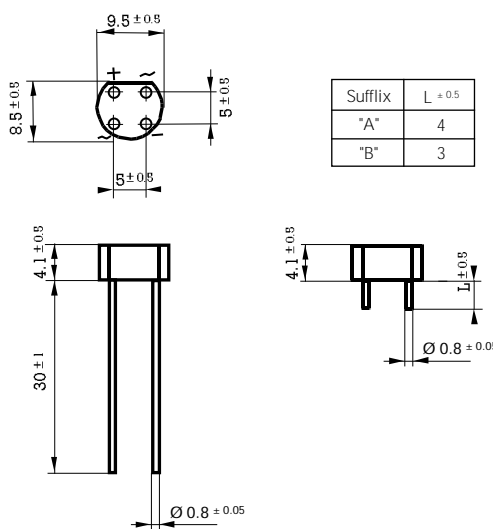



## 1.5 Amp. Glass Passivated Bridge Rectifier

<p>Dimensions in mm.</p>  <table border="1" data-bbox="571 560 715 649"> <tr> <th>Suffix</th> <th>L ± 0.5</th> </tr> <tr> <td>"A"</td> <td>4</td> </tr> <tr> <td>"B"</td> <td>3</td> </tr> </table>	Suffix	L ± 0.5	"A"	4	"B"	3	<p>Voltage 100 to 900 V.</p> <p>Current 1.5 A</p> 
Suffix	L ± 0.5						
"A"	4						
"B"	3						
	<ul style="list-style-type: none"> <li>• Glass Passivated Junction</li> <li>• Case: Epoxy encapsulation</li> <li>• Terminals: Radial leads</li> <li>• Ideal for P.C.B.</li> </ul> <p>Lead and polarity identifications</p>						

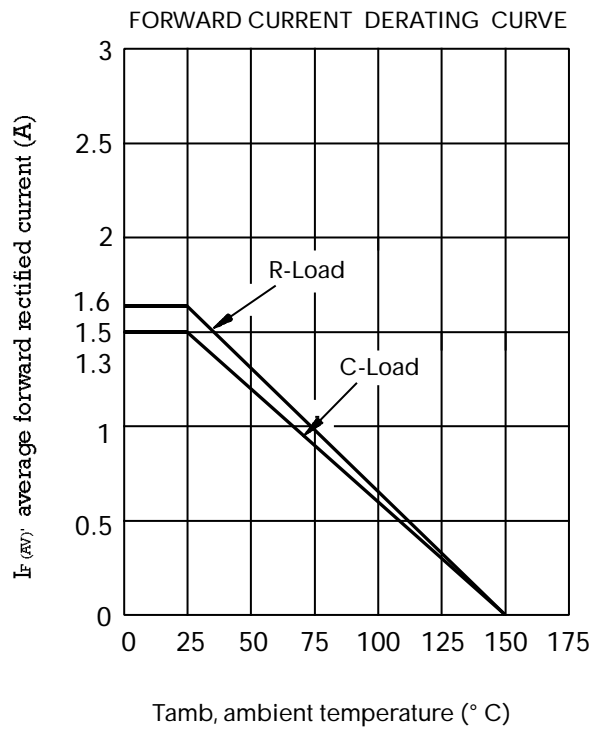
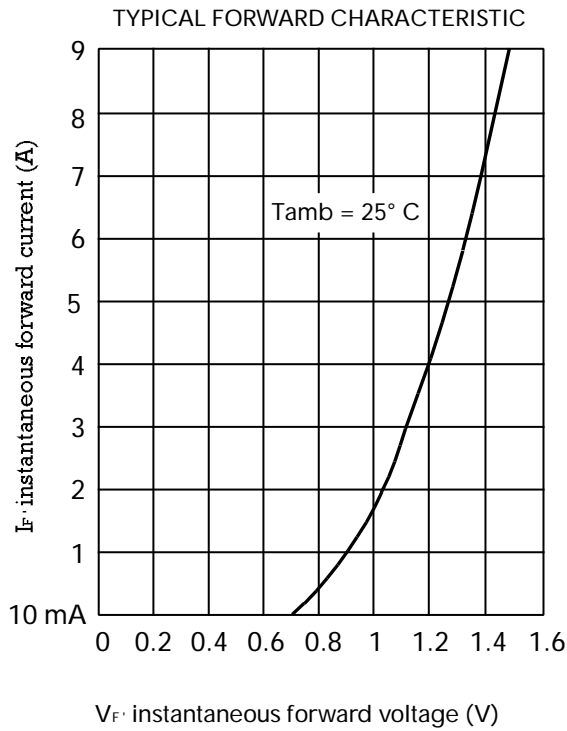
### Maximum Ratings, according to IEC publication No. 134

		B40 C1500R	B80 C1500R	B125 C1500R	B250 C1500R	B380 C1500R
$V_{RRM}$	Peak Recurrent Reverse Voltage (V)	100	200	300	600	900
$V_{RMS}$	Maximum RMS Voltage (V)	70	140	210	420	630
$V_R$	Recommended Input Voltage (V)	40	80	125	250	380
$I_{F(AV)}$	Forward current at $T_{amb} = 25\text{ °C}$ R load C load	1.6 A 1.5 A				
$I_{FRM}$	Recurrent peak forward current	15 A				
$I_{FSM}$	10 ms. peak forward surge current	50 A				
$I^2t$	$I^2t$ value for fusing (t = 10 ms)	12 A <sup>2</sup> sec				
$T_j$	Operating temperature range	- 40 to + 150 °C				
$T_{stg}$	Storage temperature range	- 40 to + 150 °C				

### Electrical Characteristics at $T_{amb} = 25\text{ °C}$

$V_F$	Max. forward voltage drop per element at $I_F = 1.5\text{ A}$	1.1 V
$I_R$	Max. reverse current per element at $V_{RRM}$	10 $\mu\text{A}$

Characteristic Curves



OPERATION WITH CAPACITIVE LOAD

Limit values of  $R_s$  and  $C_L$  for adequate protection against switching transients.

Recommended input voltage $V_{RMS}$	Min. $R_s$ Tol $\pm 10\%$ Ohms	Max. $C_L$ + 50 % Tol - 20 % $\mu F$
40	1	2500
80	2	1000
125	3	500
250	6	250
500	14	150

